


Adaptive Evacuation – Luminaires

GuideLed DX 11011 CG-S



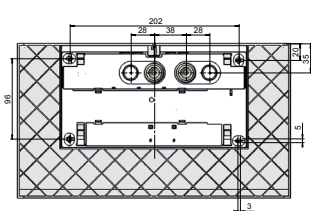
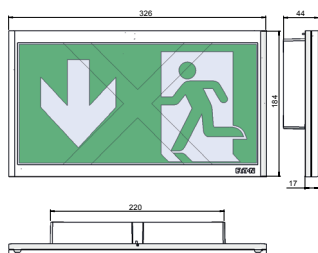
GuideLed DX 11011 CG-S

- Escape sign luminaire with LED Lightguide technology for wall-mounting
- Additional function: Displaying a red 'X' to signify an area as closed or blocked
- **DX: activation via a switching input on the supply module e.g. smoke detector or panic switch via potential free contact**
- For adaption to the respective ambient conditions, the power supply module is equipped with different selectable operating modes, e.g. static or flashing red 'X'
- Very good perceptibility on account of high luminance of the white contrasting colour > 500 cd/m² in keeping with standard ISO 3864-1 and high uniformity L_{min}/L_{max} > 0.8
- Reduced battery costs on account of especially low power consumption
- Minimum service requirement due to high service life of the LEDs (50,000 hours)
- Installation of the LED pictogram without tools on the mounting set
- Without power supply: still visible pictogramm

GuideLed DX 11011 CG-S



Dimensions in mm



Please observe a distance of 10 mm above for mounting!

Viewing distance	30 m
Luminous Φ_e/Φ_N at the end of rated operating time (EBLF)	100 %
Housing material	PC, PMMA
Housing colour	Light grey RAL 7035
Weight	0.79 kg
Type of mounting	Wall mounting
Connection terminal	Mains 3 x 2 x 2.5 mm ² Switch input 2 x 2 x 1.5 mm ²
Connection voltage	220 - 240 V AC, 50/60 Hz 176 V - 275 V DC
Current consumption - battery operation (220 V)	12 mA
Power consumption mains operation (apparent power / effective power)	5.9 VA / 3.1 W
Inrush current	1.5 A
Permissible ambient temperature	-20 °C to +40 °C
Light source	LED batten

Ordering details - fastening set

Type	Scope of supply (LED pictograms must ordered sepearte)	Order No.
GuideLed DX 11011 CG-S	Wall mounting set for GuideLed DX 11011 CG-S, surface mounting, including LED supply with additional switching input and CG-S technology (20 addresses)	40071354646

Ordering details - LED pictograms (fastening set required)

Type	Scope of supply	Order No.
PL acc. to ISO 7010 ¹	LED piktogram for GuideLed DX/DXC 11011 CG-S, arrow left (PL), acc. to ISO 7010, 30 m	40071355555
PR acc. to ISO 7010 ¹	LED piktogram for GuideLed DX/DXC 11011 CG-S, arrow right (PR), acc. to ISO 7010, 30 m	40071355556
PU, acc. to ISO 7010 ¹	LED piktogram for GuideLed DX/DXC 11011 CG-S, arrow down (PU), acc. to ISO 7010, 30 m	40071355365
PO acc. to ISO 7010 ¹	LED piktogram for GuideLed DX/DXC 11011 CG-S, arrow up (PO), acc. to ISO 7010, 30 m	40071355558

¹ with additional option: red X