


CrystalWay 19822 CGLine+

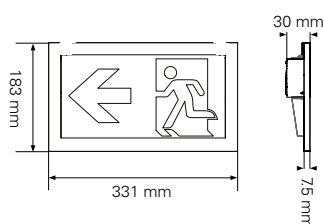
Exit Sign Luminaire



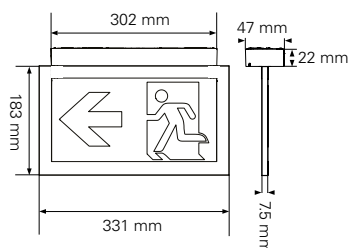
CrystalWay 19822 CGLine+

- Exclusive escape sign panel luminaire with LED light guide technology and automatic test for reduced inspection effort
- Universal use for maintained and non-maintained operation and for 1 h, 3 h or 8 h operation
- For autonomous installation or connection to the CGLine+ monitoring system
- Concise design with highly transparent frame and replaceable inner screen-printed pictograms
- Includes set of pictograms (arrow right, left, down, up, blind) for the most common applications
- Only one order number for wall or ceiling mounting
- Expandable with extensive accessories, e.g. housing for ceiling recessing, wire suspension, pictograms for 90° wall mounting
- Unobtrusive, thin & slim electronic base (Height: only 22 mm)
- Minimum maintenance effort and increased safety via use of LEDs with high service life (up to 50,000 hours)
- Optimal recognition via high luminance of white contrast colour > 500 cd/m² according to DIN 4844-1 / ISO 3864-1 (for bright surroundings), and high uniformity L_{min}/L_{max} > 0.8
- Dimmable in three steps for use in dark ambient conditions
- Simple fault analysis and status display via bicolor LED and testing button
- 1 minute switch-back delay after mains return
- Blocking function prevents unintended discharge during idle operating times (only with CGLine+ Web-Controller)

Wall surface mounting



Ceiling-surface mounting







Viewing distance	30 m
Luminous flux Φ_E/Φ_N at end of rated operating time	100 % at 1 h; 45 % at 3 h; 18 % at 8 h
Housing material	Polycarbonate
Housing colour	RAL 9003
Weight	0.7 kg
Type of mounting	Wall and ceiling mounting
Terminals	2 x 3 x 0.5 - 2.5 mm ²
Connection voltage	220 - 240 V AC, 50/60 Hz
Power consumption mains operation	12 VA / 5.8 W
Permissible ambient temperature	+5 °C up to +35 °C
Battery	Li-Ion 3.6 V/1240 mAh
Light source	LED batten

Ordering details

Type	Scope of supply	Order No.
CrystalWay 19822 1-8h/D CGLine+	escape sign panel luminaire 30 m, for wall and ceiling mounting, includes set of pictograms (arrow right, left, down, up, blind)	40071354591

Ordering details - Accessories

Scope of delivery	Order No.
Wire suspension kit, 20 m + 30 m	LUM10560
Recessed base, for ceiling mounting, 30 m	LUM10562
Recessed base with cover, for ceiling mounting, 30 m	LUM10564
Concrete box (suitable for recessed base with cover), 30 m	LUM10566
Pictogram arrow down, ISO 7010, 30 m	 LUM10587
Pictogram arrow left, ISO 7010, 30 m	 LUM10588
Pictogram arrow right, ISO 7010, 30 m	 LUM10589
Pictogram arrow up, ISO 7010, 30 m	 LUM10591

Wire suspension kit



Recessed base with cover

